

370



Kugelhähne innen/innen Female/female ball valves

TRINKWASSER
DRINKING WATER

VOLLER DURCHGANG*
FULL BORE*

Für Sanitär- und Heizungsinstalltionen, geeignet für den Trinkwasserverbrauch. Für den Einbau in Mitteldruckanlagen zur Industrie- und Gebäudeheizungsanlagen, sowie pneumatischen Anlagen, mit nicht aggressiven Medien.

For plumbing-heating systems and drinking water consumption. Installation in medium pressure industrial and civil heating systems, pneumatic systems and for non-aggressive fluids.

PN25

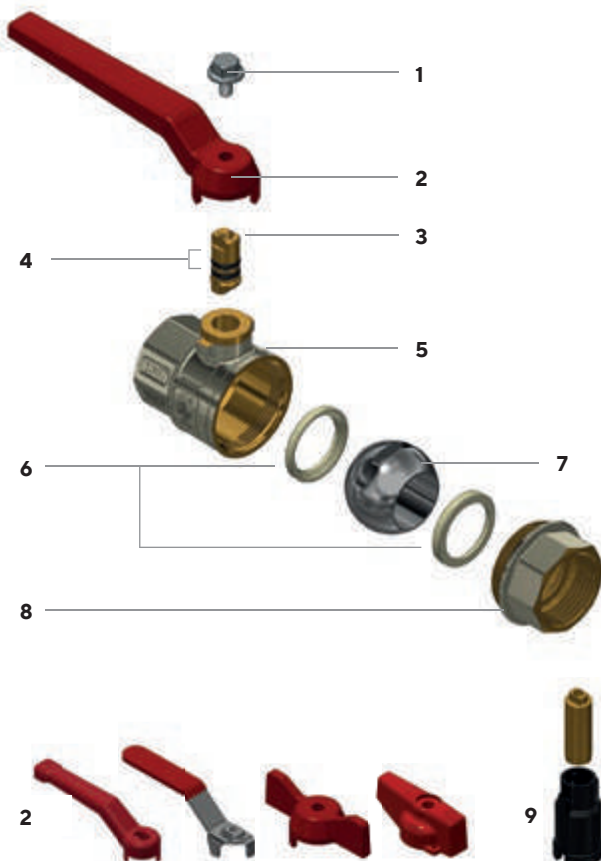
MADE IN ITALY



**AUSSEN
VERNICKELT**
EXTERNALLY
NICKEL-PLATED

Betriebsdruck: 25 bar
Betriebstemperatur: -20°C +130°C (kein Frost)
Zylindrische Gewinde nach ISO 228-1
Spindeldichtung: von innen montierte Spindel mit 2 O-Ringen aus EPDM PEROX
Kugeldichtung mit 2 PTFE-Kugeldichtungen
*Voller Durchgang (nur 2" Standarddurchgangsventile)

Working pressure: 25 bar
Working temperature: -20°C +130°C (no frost)
Cylindrical threads according to ISO 228-1
Seal on stem: stem assembled from inside with 2 EPDM PEROX OR
Seal on the ball with 2 PTFE gaskets
*Full bore (standard bore only 2" valves)



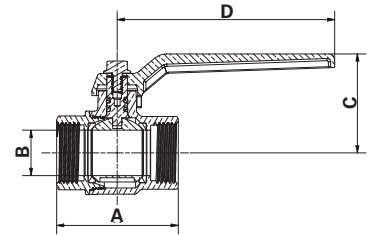
- 1 Schraube aus AISI 430 Stahl oder aus Fe-Zn/Bn je nach Modell
- 2 Verfügbare Hebel: siehe Tabellen unten
- 3 Spindel aus CW614N UNI EN 12164
- 4 O-Ring aus EPDM PEROX
- 5 Ventilkörper aus CW617N UNI EN 12165, außen vernickelt
- 6 PTFE-Kugeldichtung
- 7 Kugel aus CW617N UNI EN 12165 verchromt
- 8 Muffe aus CW617N UNI EN 12165 außen vernickelt
- 9 Für Versionen 1/2" und 3/4", Verlängerungshülse aus Kunststoff PA6, 50% glasfaserverstärkt, für die Ausführungen von 1" bis 2" aus vernickeltem CW617N UNI EN 12165.

- 1 AISI 430 steel or Fe-Zn/Bn screw depending on model
- 2 Available levers: see following tables
- 3 CW614N UNI EN 12164 stem
- 4 O-Ring aus EPDM PEROX
- 5 CW617N UNI EN 12165 body valve, nickel-plated on the external surface
- 6 PTFE gasket
- 7 CW617N UNI EN 12165 chrome-plated ball
- 8 CW617N UNI EN 12165 end adaptor, nickel-plated on the external surface
- 9 For 1/2" and 3/4" versions extension made of plastic sleeve PA6 loaded 50% glass fibre, for 1" to 2" versions of nickel-plated CW617N UNI EN 12165



Mit Aluminium-Hebel
With aluminium lever

TRINKWASSER
DRINKING WATER



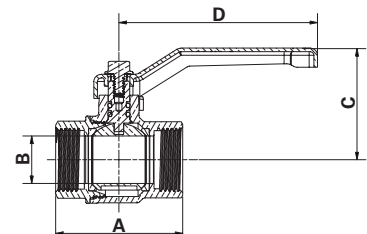
| Anschlüsse Connections | Produktcode Product code | PN | A ±1mm | B mm | C mm | D mm | VE klein/groß* Pack. num. pieces* | |
|---------------------------|-----------------------------|-------------|-----------|---------|---------|---------|--------------------------------------|---|
| | | | | | | | | |
| 3/8" | 370C3/8G5R | 370C3/8G5B | 25 | 37,5 | 11 | 37,5 | 95 | - |
| 1/2" | 370D1/2G5R | 370D1/2G5B | 25 | 44,5 | 15 | 40,5 | 95 | - |
| 3/4" | 370E3/4G5R | 370E3/4G5B | 25 | 53 | 20 | 43,5 | 95 | - |
| 1" | 370F001G5R | 370F001G5B | 25 | 66 | 25 | 59,5 | 115 | - |
| 1" 1/4 | 370G11/4G5R | 370G11/4G5B | 25 | 75 | 32 | 65 | 115 | - |
| 1" 1/2 | 370H11/2G5R | 370H11/2G5B | 25 | 84 | 40 | 77 | 165 | - |
| 2" | 370I002G5R | 370I002G5B | 25 | 93 | 45 | 82 | 165 | - |

* Bitte kontaktieren Sie das Unternehmen für Informationen über Verpackung und Mengen.
* For details on packaging and quantities, please contact the company.



Mit Hebel aus tiefgezogenem Stahl
With drawn steel lever

TRINKWASSER
DRINKING WATER

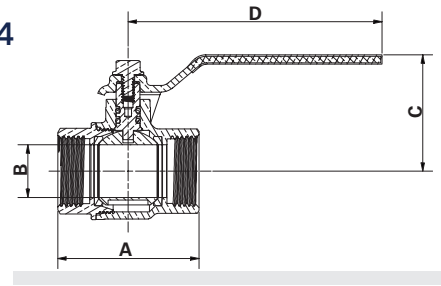




| Anschlüsse Connections | Produktcode Product code | PN | A ±1mm | B mm | C mm | D mm | VE klein/groß Pack. num. pieces | |
|---------------------------|-----------------------------|-------------|-----------|---------|---------|---------|------------------------------------|--------|
| | | | | | | | | |
| 3/8" | 370C3/8G1R | 370C3/8G1B | 25 | 37,5 | 11 | 40 | 83 | 15/180 |
| 1/2" | 370D1/2G1R | 370D1/2G1B | 25 | 44,5 | 15 | 42,5 | 83 | 12/144 |
| 3/4" | 370E3/4G1R | 370E3/4G1B | 25 | 53 | 20 | 46 | 83 | 8/96 |
| 1" | 370F001G1R | 370F001G1B | 25 | 66 | 25 | 67 | 90 | 4/48 |
| 1" 1/4 | 370G11/4G1R | 370G11/4G1B | 25 | 75 | 32 | 72,5 | 90 | 15 |
| 1" 1/2 | 370H11/2G1R | 370H11/2G1B | 25 | 84 | 40 | 79 | 160 | 10 |
| 2" | 370I002G1R | 370I002G1B | 25 | 93 | 45 | 84 | 160 | 10 |



Mit Flachhebel aus Edelstahl AISI 304
 With AISI 304 stainless steel flat lever

TRINKWASSER
 DRINKING WATER

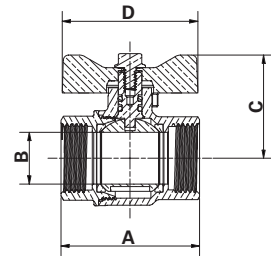




| Anschlüsse Connections | Produktcode Product code | PN | A ±1mm | B mm | C mm | D mm | VE klein/groß Pack. num. pieces | |
|---|---|-------------|-----------|---------|---------|---------|------------------------------------|--------|
|  |  | | | | | | | |
| 3/8" | 370C3/8G4R | 370C3/8G4B | 25 | 37,5 | 11 | 37,5 | 95 | 12/144 |
| 1/2" | 370D1/2G4R | 370D1/2G4B | 25 | 44,5 | 15 | 40,5 | 95 | 12/144 |
| 3/4" | 370E3/4G4R | 370E3/4G4B | 25 | 53 | 20 | 43,5 | 95 | 8/96 |
| 1" | 370F001G4R | 370F001G4B | 25 | 66 | 25 | 59,5 | 115 | 3/36 |
| 1" 1/4 | 370G11/4G4R | 370G11/4G4B | 25 | 75 | 32 | 65 | 115 | 15 |
| 1" 1/2 | 370H11/2G4R | 370H11/2G4B | 25 | 84 | 40 | 74,2 | 165 | 10 |
| 2" | 370I002G4R | 370I002G4B | 25 | 93 | 45 | 79,5 | 165 | 8 |



Mit Aluminium-T-Griff
With aluminium "T" handle

 **TRINKWASSER**
DRINKING WATER

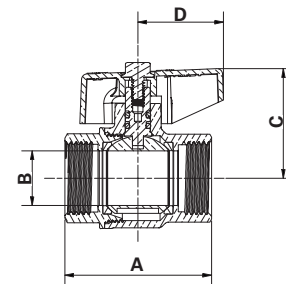




| Anschlüsse Connections | Produktcode Product code | PN | A ±1mm | B mm | C mm | D mm | VE klein/groß Pack. num. pieces |
|---|-----------------------------|----|-----------|---------|---------|---------|------------------------------------|
|   | | | | | | | |
| 3/8" | 370C3/8G6R 370C3/8G6B | 25 | 37,5 | 11 | 34 | 52 | 15/180 |
| 1/2" | 370D1/2G6R 370D1/2G6B | 25 | 44,5 | 15 | 36,5 | 52 | 12/144 |
| 3/4" | 370E3/4G6R 370E3/4G6B | 25 | 53 | 20 | 39,5 | 52 | 10/120 |
| 1" | 370F001G6R 370F001G6B | 25 | 66 | 25 | 50,5 | 65 | 4/48 |
| 1" 1/4" | 370G11/4G6R 370G11/4G6B | 25 | 75 | 32 | 56 | 65 | 15 |



Mit Drehknopf aus Aluminium
With aluminium knob

 **TRINKWASSER**
DRINKING WATER



| Anschlüsse Connections | Produktcode Product code | PN | A ±1mm | B mm | C mm | D mm | VE klein/groß Pack. num. pieces |
|---|-----------------------------|----|-----------|---------|---------|---------|------------------------------------|
|   | | | | | | | |
| 3/8" | 370C3/8G2R 370C3/8G2B | 25 | 37,5 | 11 | 34 | 31,5 | 15/180 |
| 1/2" | 370D1/2G2R 370D1/2G2B | 25 | 44,5 | 15 | 36,5 | 31,5 | 12/144 |
| 3/4" | 370E3/4G2R 370E3/4G2B | 25 | 53 | 20 | 39,5 | 31,5 | 10/120 |
| 1" | 370F001G2R 370F001G2B | 25 | 66 | 25 | 53 | 42,5 | 4/48 |
| 1" 1/4" | 370G11/4G2R 370G11/4G2B | 25 | 75 | 32 | 58,5 | 42,5 | 15 |

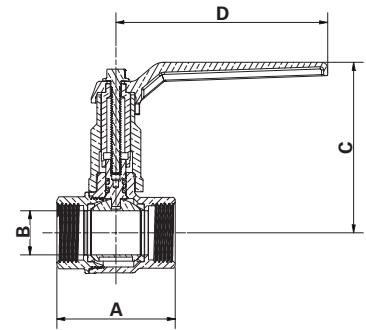




Mit Verlängerung und Aluminium-Hebel With extension stem and aluminium lever

Für Versionen 1/2" und 3/4", Verlängerungshülse aus Kunststoff PA6, 50% glasfaserverstärkt, für die Ausführungen von 1" bis 2" aus vernickeltem CW617N UNI EN 12165.

For 1/2" and 3/4" versions extension made of plastic sleeve PA6 loaded 50% glass fibre, for 1" to 2" versions of nickel-plated CW617N UNI EN 12165

 TRINKWASSER
DRINKING WATER



| Anschlüsse Connections | Produktcode Product code | | PN | A ±1mm | B mm | C mm | D mm | VE klein/groß* Pack. num. pieces* |
|---------------------------|---|---|----|-----------|---------|---------|---------|--------------------------------------|
| |  |  | | | | | | |
| 1/2" | 370D1/2G5RFM | 370D1/2G5BFM | 25 | 44,5 | 15 | 73,7 | 95 | - |
| 3/4" | 370E3/4G5RF | 370E3/4G5BF | 25 | 53 | 20 | 76,7 | 95 | - |
| 1" | 370F001G5RF | 370F001G5BF | 25 | 66 | 25 | 99 | 115 | - |
| 1" 1/4 | 370G11/4G5RF | 370G11/4G5BF | 25 | 75 | 32 | 104 | 115 | - |
| 1" 1/2 | 370H11/2G5RF | 370H11/2G5BF | 25 | 84 | 40 | 129 | 165 | - |
| 2" | 370I002G5RF | 370I002G5BF | 25 | 93 | 45 | 134 | 165 | - |

* Bitte kontaktieren Sie das Unternehmen für Informationen über Verpackung und Mengen.

* For details on packaging and quantities, please contact the company.

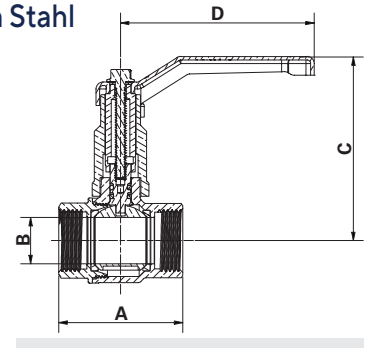




Mit Verlängerung und Hebel aus tiefgezogenem Stahl With extension stem and drawn steel lever

Für Versionen 1/2" und 3/4", Verlängerungshülse aus Kunststoff PA6, 50% glasfaserverstärkt, für die Ausführungen von 1" bis 2" aus vernickeltem CW617N UNI EN 12165.

For 1/2" and 3/4" versions extension made of plastic sleeve PA6 loaded 50% glass fibre, for 1" to 2" versions of nickel-plated CW617N UNI EN 12165

 TRINKWASSER
DRINKING WATER



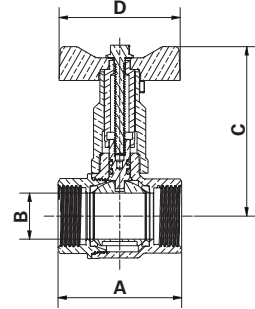
| Anschlüsse Connections | Produktcode Product code | | PN | A ±1mm | B mm | C mm | D mm | VE klein/groß Pack. num. pieces |
|---------------------------|---|---|----|-----------|---------|---------|---------|------------------------------------|
| |  |  | | | | | | |
| 1/2" | 370D1/2G1RFM | 370D1/2G1BFM | 25 | 44,5 | 15 | 76,2 | 83 | 40 |
| 3/4" | 370E3/4G1RF | 370E3/4G1BF | 25 | 53 | 20 | 79,2 | 83 | 30 |
| 1" | 370F001G1RF | 370F001G1BF | 25 | 66 | 25 | 104 | 90 | 30 |
| 1" 1/4 | 370G11/4G1RF | 370G11/4G1BF | 25 | 75 | 32 | 109 | 90 | 20 |
| 1" 1/2 | 370H11/2G1RF | 370H11/2G1BF | 25 | 84 | 40 | 131 | 160 | 16 |
| 2" | 370I002G1RF | 370I002G1BF | 25 | 93 | 45 | 136 | 160 | 10 |





Mit Verlängerung und Aluminium-T-Griff
With extension stem and aluminium "T" handle

Für Versionen 1/2" und 3/4", Verlängerungshülse aus Kunststoff PA6, 50% glasfaserverstärkt, für die Ausführungen von 1" bis 1" 1/4 aus vernickeltem CW617N UNI EN 12165.

For 1/2" and 3/4" versions extension made of plastic sleeve PA6 loaded 50% glass fibre, for 1" to 1" 1/4 versions of nickel-plated CW617N UNI EN 12165



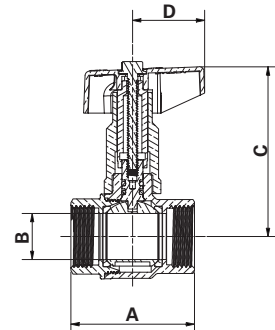
| Anschlüsse Connections | Produktcode Product code | | PN | A ±1mm | B mm | C mm | D mm | VE klein/groß Pack. num. pieces |
|---------------------------|---|---|----|-----------|---------|---------|---------|------------------------------------|
| |  |  | | | | | | |
| 1/2" | 370D1/2G6RFM | 370D1/2G6BFM | 25 | 44,5 | 15 | 70 | 52 | 40 |
| 3/4" | 370E3/4G6RF | 370E3/4G6BF | 25 | 53 | 20 | 73 | 52 | 30 |
| 1" | 370F001G6RF | 370F001G6BF | 25 | 66 | 25 | 88 | 65 | 30 |
| 1" 1/4" | 370G11/4G6RF | 370G11/4G6BF | 25 | 75 | 32 | 93 | 65 | 20 |





Mit Verlängerung und Aluminium-Drehknopf
With extension stem and aluminium knob

Für Versionen 1/2" und 3/4", Verlängerungshülse aus Kunststoff PA6, 50% glasfaserverstärkt, für die Ausführungen von 1" bis 1" 1/4 aus vernickeltem CW617N UNI EN 12165.

For 1/2" and 3/4" versions extension made of plastic sleeve PA6 loaded 50% glass fibre, for 1" to 1" 1/4 versions of nickel-plated CW617N UNI EN 12165



| Anschlüsse Connections | Produktcode Product code | | PN | A ±1mm | B mm | C mm | D mm | VE klein/groß Pack. num. pieces |
|---------------------------|---|---|----|-----------|---------|---------|---------|------------------------------------|
| |  |  | | | | | | |
| 1/2" | 370D1/2G2RFM | 370D1/2G2BFM | 25 | 44,5 | 15 | 70 | 31,5 | 40 |
| 3/4" | 370E3/4G2RF | 370E3/4G2BF | 25 | 53 | 20 | 73 | 31,5 | 30 |
| 1" | 370F001G2RF | 370F001G2BF | 25 | 66 | 25 | 90 | 42,5 | 30 |
| 1" 1/4" | 370G11/4G2RF | 370G11/4G2BF | 25 | 75 | 32 | 95,5 | 42,5 | 20 |